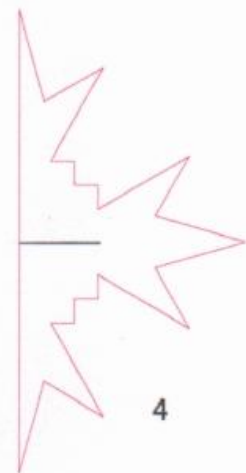
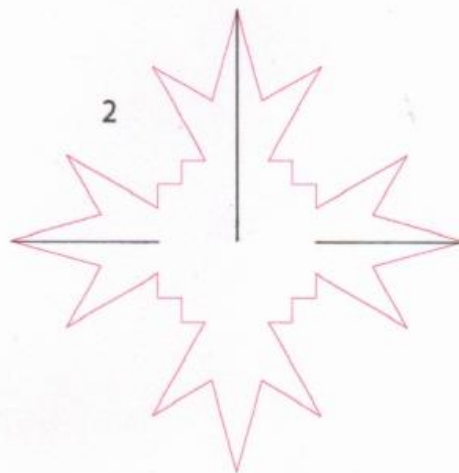
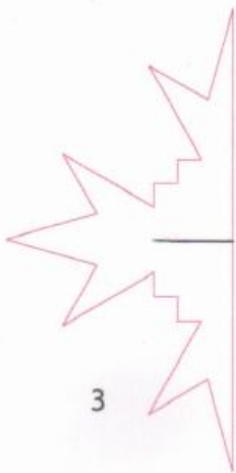
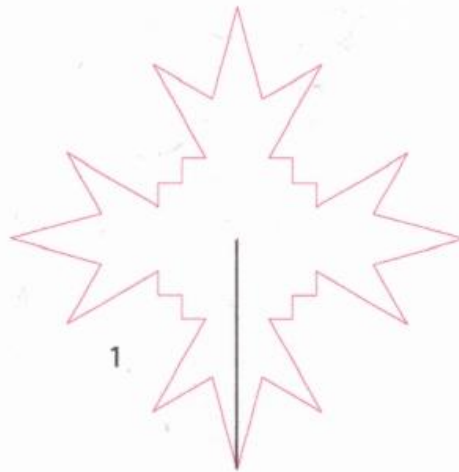


A Christmas Snowflake

by Don Kenske



1. Mount on card stock, the thickness of your choice
2. Cut out slots in all flakes the thickness of the stock you mounted the pattern on.
3. Snowflake number one slides into snowflake number two at a right angle
4. Snowflake number three and four slide into snowflake number two at a right angle to two.
5. punch hole in one tip and hang where desired